



AERIAL CABLE
ADSS 200M
DOUBLE JACKET
ANTI TRACKING

AR-1FDPE13AT-ADSS-
200M-xxF -G652D

OPTICAL FIBRE CABLE TECHNICAL SPECIFICATION

1. General

1.1 Scope

This specification covers the design requirements and performance standard for the supply of optical fibre cable in the industry. ARTIC ensures a stable quality control system for our products through several programs including ISO 9001, ISO 14001 and ROHS.

| Cable type | Application |
|----------------------------------|-------------------------------------|
| AR-1FDPE13AT-ADSS-200M-xxF-G652D | Self-supporting aerial installation |

xx represents the fibre count of the cable.

1.2 Reference

The cable offered by ARTIC are designed, manufactured and tested according to the standards as follows:

| | |
|----------------|---|
| ITU-T G.652D | Characteristics of a single-mode optical fibre ARTIC |
| IEC 60794-1-1 | Optical fibre cables-part 1-1: Generic specification-General |
| IEC 60794-1-21 | Optical fibre cables-part 1-2: Generic specification-Basic optical cable test procedure - Mechanical test methods |
| IEC 60794-1-22 | Optical fibre cables-part 1-2: Generic specification-Basic optical cable test procedure - Environmental test methods |
| IEC 60794-3 | Optical fibre cables-part 3: Sectional specification-Outdoor cables |
| IEC 60794-4-20 | Aerial optical cables along electrical power lines - Family specification for ADSS (All Dielectric Self Supported) optical cables |

1.3 Life Time

Optical fibre cables supplied in compliance with this specifications is capable to withstand the typical service condition for a period of twenty-five years (25) without detriment to the operation characteristics of the cable.

1.4 Application

| Item | Value |
|------------------------|-----------------------------|
| Max. pole distance | 200m |
| Operation temperature | -40 °C~+70 °C |
| Storage temperature | -40 °C~+70 °C |
| Static bending radius | 10 times the cable diameter |
| Dynamic bending radius | 20 times the cable diameter |

2. Optical Fibre

Optical Fibres supplied in this specification meet the requirements of ITU-T G.652D.

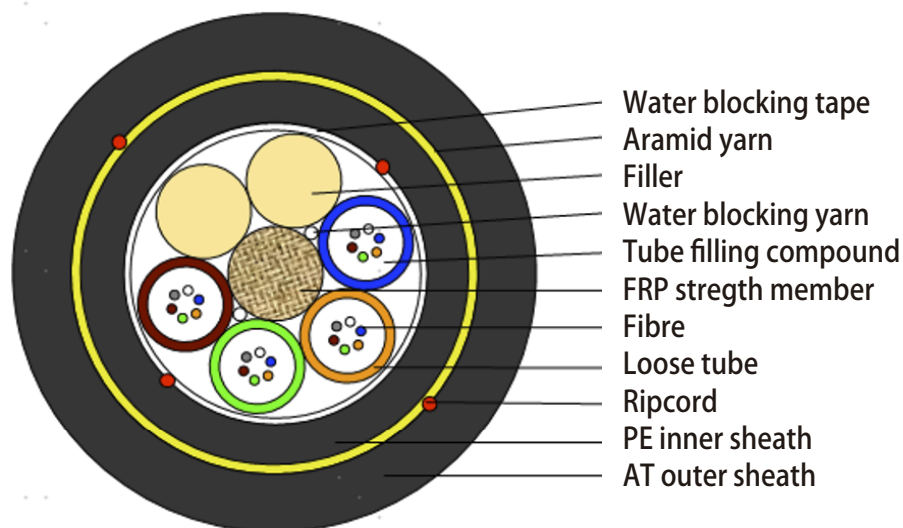
| Parameter | Specification |
|--|--|
| MFD (1310nm) | 8.7~9.5 μm |
| Cladding diameter | 125 +/- 1.0 μm |
| Fiber diameter | 235~255 μm with UV coating, and colored to : 250 +/- 15 μm |
| Core/cladding concentricity error | $\leq 0.6\mu\text{m}$ |
| Coating/cladding concentricity error | $\leq 12.0\mu\text{m}$ |
| Cladding non circularity | $\leq 1.0\%$ |
| Cable Cut off wavelength | $\lambda_{cc} \leq 1260\text{nm}$ |
| Attenuation coefficient | 1310nm: 0.35dB/km 1550nm: 0.21dB/km |
| Bending-loss performance of optical fiber @1310nm&1550nm | $\leq 0.05\text{dB}$ (100 turns around a mandrel of 50mm diameter) |
| Polarization mode dispersion maximum individual fibre | $\leq 0.2\text{ps}/\sqrt{\text{km}}$ |
| Polarization mode dispersion link value | $\leq 0.1\text{ps}/\sqrt{\text{km}}$ |
| Zero-dispersion wavelength | 1300~1324nm |
| Zero-dispersion slope | $\leq 0.092\text{ps}/\text{nm}^2 \cdot \text{km}$ |

3. Optical Cable

3.1 Technical Characteristics

- The unique second coating and stranding technology provide the fibres with enough space and bending endurance, which ensure good optical property of the fibres in the cable.
- Accurate process control ensures good mechanical and temperature performance.
- High quality raw material guarantees the long service life of cable.

3.2 Cross Section of Cable















AR-1FDPE13AT-ADSS-200M-xxF-G652D

Schematic for reference only

3.3 Fibre and Loose Tube Identification

The color code of fibre and loose tube will be identification in accordance with the following color sequence, other sequence is also available. The color of fillers will be natural.

| | 1 | 2 | 3 | 4 | 5 | 6 |
|------------------|--|--|--|--|--|---|
| Fiber color code |  Blue |  Orange |  Green |  Brown |  Grey |  White |
| | 7 | 8 | 9 | 10 | 11 | 12 |
| |  Red |  Black |  Yellow |  Violet |  Pink |  Aqua |

3.4 Dimensions and Descriptions

The standard structure of the cable is shown in the following table, other structure and fibre count are also available according to customer requirements.

| Parameter | Contents | Value | | | | | | |
|-----------------------------|------------------------|---------------------------|------|------|------|------|------|------|
| | | 6 | 12 | 24 | 48 | 72 | 96 | 144 |
| Structure | Type | 1+6 | | | 1+5 | 1+6 | 1+8 | 1+12 |
| Loose tube | Fiber counts/tube | 6 | | | 12 | | | |
| | Outer diameter (mm) | 2.1 | | | 2.4 | | | |
| Central strength member | Material | FRP | | | | | | |
| | Diameter (mm) | 2.25 | | | 1.8 | 2.6 | 3.0 | 3.5 |
| | PE layer diameter (mm) | - | | | - | - | 4.2 | 7.4 |
| Water blocking | Material | Water blocking yarn&&tape | | | | | | |
| Inner Sheath | Material | PE | | | | | | |
| | Color | Black | | | | | | |
| | Thickness (mm) | Nominal: 0.8 | | | | | | |
| Peripheral strength member | Material | Aramid yarn | | | | | | |
| Outer sheat | Material | AT | | | | | | |
| | Color | Black | | | | | | |
| | Thickness (mm) | Nominal: 1.7 | | | | | | |
| Ripcord | Number / Color | 4 (2+2) / Red | | | | | | |
| Cable diameter(mm) Approx. | | 12.0 | 12.0 | 12.0 | 12.2 | 12.8 | 14.5 | 18.0 |
| Cable weight(kg/km) Approx. | | 120 | 120 | 120 | 122 | 135 | 170 | 255 |

3.5 Main Mechanical and Environmental Performance

Main mechanical performance

| Item | Max allowable tension(KN) | Crush(N/200mm) | |
|------|---------------------------|----------------|-----------|
| | | Short term | Long term |
| 6~48 | 4 | 2000 | 1000 |
| 72 | 4.6 | | |
| 96 | 5.6 | | |
| 144 | 8.4 | | |

Enviromental and installation condition

| Max. wind speed | Max. ice thickness | Initial Installation sag | Temperature |
|-----------------|--------------------|--------------------------|---------------|
| 24.7 m/s | 0 | 1.0% | -40 °C~+70 °C |

4. Main Mechanical, Physical and Environmental Test Characteristics

The mechanical and environmental performance of the cable are in accordance with the following table. Unless otherwise specified, all attenuation measurements required in this section shall be performed at 1550nm.

| Item | Test Method | Requirements |
|----------------------------|--|---|
| Tension | IEC 60794-1-2-E1 Load: According to 3.5 Sample length: Not less than 50m. Duration time: 1min. | Fibre strain: $\leq 0.33\%$ Additional attenuation: $\leq 0.05\text{dB}$ after test. No damage to outer jacket and inner elements. |
| Crush | IEC 60794-1-2-E3A Load: According to 3.5 Duration of load: 1min | Additional attenuation: $\leq 0.05\text{dB}$ after test. No damage to outer jacket and inner elements. |
| Impact | IEC 60794-1-21-E4 Radius: 300 mm. Impact energy: 10 J. Impact number: 1. Impact points: 3 | Additional attenuation: $\leq 0.1\text{dB}$ No damage to outer jacket and inner elements. |
| Repeated bending | IEC 60794-1-21-E6 Bending radius: $20 \times D$. Cycles: 25 Load: 150N | Additional attenuation: $\leq 0.05\text{dB}$ No damage to outer jacket and inner elements |
| Torsion | IEC 60794-1-21-E7 Cycles: 10. Length under test: 1m. turns: $\pm 180^\circ$. Load: 150N | Additional attenuation: $\leq 0.1\text{dB}$ No damage to outer jacket and inner elements. |
| Water Penetration | IEC 60794-1-22-F5B Time : 24 hours. Sample length : 3m. Water height : 1m | No water leakage. |
| Temperature cycling | IEC 60794-1-22-F1 Sample length: at least 1000m. Temperature range: $-40 \sim +70^\circ\text{C}$. Cycles: 2. Temperature cycling test dwell time: 12 hours. | The change in attenuation coefficient shall be less than 0.05 dB/km . |
| Other parameters | According to IEC 60794-1 | |

5. Packaging and Drum

5.1 Cable Sheath Marking

Unless otherwise specified, the cable sheath marking shall be as follows:
Color: white. Contents: ARTIC, the year of manufacture, the type of cable, cable number, length marking Interval: 1 m. Outer sheath marking legend can be changed according to user's requests.

5.2 Reel Length

Standard reel length: 4 km/reel, other length is also available.

5.3 Cable Drum

The cables are packed in fumigated wooden drums.

5.4 Cable Packing

Both ends of the cable will be sealed with suitable plastic caps to prevent the entry of moisture during shipping, handling and storage. The inner end is available for testing.