



**ONECLICK**



ONECLICK  
DISTRIBUTION BOX  
QX 8 PORT  
HARD CONNECT  
EXTREME IP68

**AR-DB-QX-8P-HC-TR**

## DESCRIPTION

Pre-connectorized optical distribution box as the most advanced FTTX network distribution node equipment, provide quick and reliable connection, good protection and management for the FTTX network.

Production Type	Classification
AR-DB-QX-8P-HC-TR	Pre-connectorized fiber optic cable distribution box



Pic.1 AR-DB-QX-8P-HC-TR

## STANDARDS COMPLY

The production offered by ARTIC are designed, manufactured and tested according to the standards as follows:

IEC 62134-1-2002	Fiber optic enclosures - Part 1: Generic specification
IEC 61300-2	Fiber optic interconnecting devices and passive components - Basic test and measurement procedures
IEC 60068-2	Basic environmental testing procedures for electric and electronic products

## APPLICATIONS ENVIRONMENT

The production offered by ARTIC are designed, manufactured and tested according to the standards as follows:

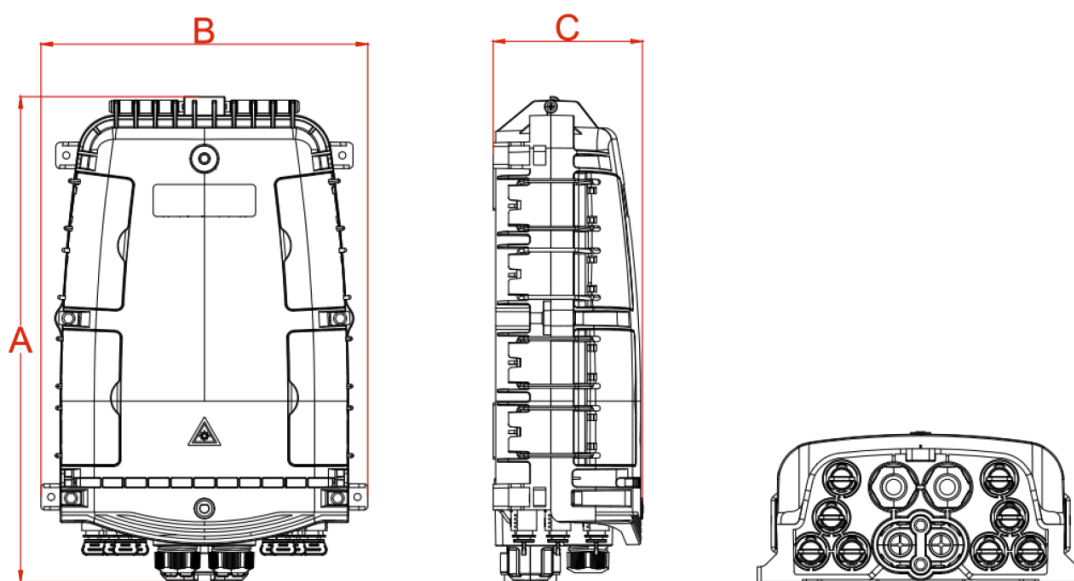
Item	Value
Operation environment	-40 °C~+65 °C
Installation temperature	-15 °C~+40 °C
Storage temperature	-40 °C~+75 °C
Relative humidity	≤85% (+30°C °C)
Atmospheric pressure	70KPa~106Kpa

## CHARACTERISTICS

1. Advanced structure design, easy operation and reasonable routing.
2. Material: PP.
3. Moisture proof, waterproof, dust-proof, anti-aging.
4. Protection level up to IP68.
5. 1 oval optical cable entry, 2 branch optical cable entries and 8 pre-connected adapters.
6. 4 types of tray are optional, which can be configured according to requirements, and even 2 types of tray can be mixed installation.
7. Installation method: pole-mounted, aerial-mounted, wall-mounted, hand hole, man hole.
8. It can be equipped with drop cable storage tray to meet the storage of 50 meters 5mm round cable.

## SPECIFICATIONS

### Mechanical specifications



Pic.2 AR-DB-QX-8P-HC-TR

Item	Specifications	Remark
Material of housing	PP	
Material of internal components	PC+ABS/ABS	
Material of metal accessory	High-quality stainless steel	
External dimension (mm)	378*255*116mm	A*B*C
Color	Black	
Number of pass through cable port	1	

Item	Specification	Remark
Number of branch cable port	2	
Fiber cable diameter of the uncut pass through port (mm)	Φ8~Φ15	*Note: Provide the type and diameter of the optical cable when purchasing, to matching the appropriate sealing plug to ensure the sealing performance.
Fiber cable dimension of branch cable port (mm)	Φ8~Φ15	
Number of Pre-connectorized ports	8	8 Black (Default)
Fusion capacity (Max)	48	Tray A, 12x4=48, 2 layers of heat-shrinkable splice protection sleeve.
	64	Tray B, 8x8=64, 1 layer of heat-shrinkable splice protection sleeve.
	96	Tray D, 24x4=96, 2 layers of heat-shrinkable splice protection sleeve.
Micro PLC Splitter	1x2	Splitter size 60x7x4mm.
	1x4	Can be installed in type A, type C and type D splicing tray, 1 PC per splicing tray.
	1x8	
Bare fiber PLC Splitter	1x2	Splitter size 40x4x4mm.
	1x4	Can be installed in type C splitter tray. 4 PCS per splitter tray.
	1x8	
IP Grade	IP65	
Flammability	UL-94HB	Default
Neutral salt spray test (NSS)	48h	

## Optical specifications

### Model AR-DB-QX-8P-HC-TR

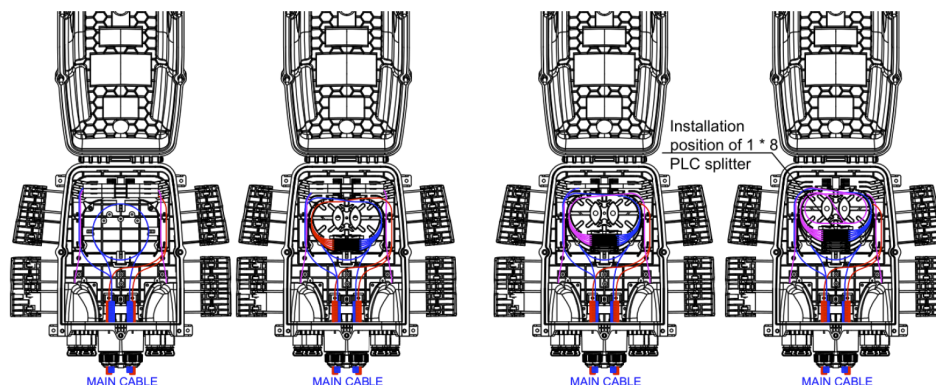
Splitter or pigtail	IL(dB)	RL(dB)	IL(dB)	Test Method
	Pigtail/Splitter		Distribution box	
Pigtail-SC/APC-00-SM-SX(1C1F)-OD0.9MM-PVC-G657A2-Cable Color(Default)-Indoor-RoHS-1.5m	≤0.3	≥55dB	≤0.5	IL: IEC61300-3-4 Method B RL: IEC61300-3-6 Method 1.
1x2 PLC Splitter, with SCAPC connector	≤4.0	≥55dB	≤4.2	
1x4 PLC Splitter, with SCAPC connector	≤7.4	≥55dB	≤7.6	
1x8 PLC Splitter, with SCAPC connector	≤10.5	≥55dB	≤10.7	

The optical parameters shown in the table above are default values, and can be customized according to requirements.

### Port Color

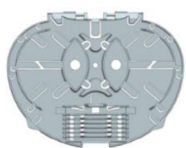
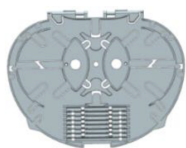
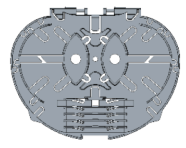



## ROUTING DIAGRAM



Pic.3 AR-DB-QX-8P-HC-TR Routing

## SPLICING TRAY & SPLITTER TRAY

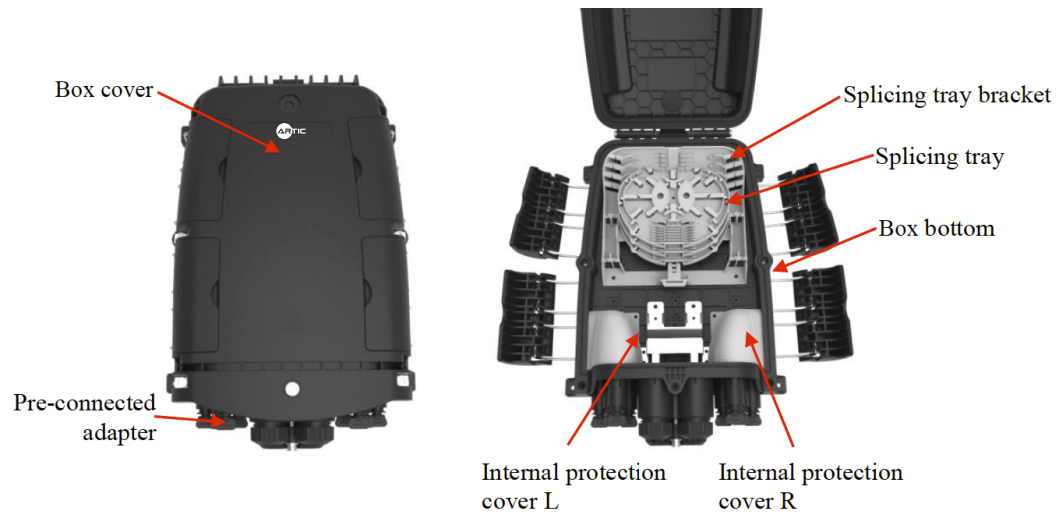
Item	Splicing tray A	Splicing tray B	Splicing tray C	Splicing tray D
Dimensions (H*W*D, mm)	134*104*8	134*104*4	134*104*8	135*125*8
Net weight (kg)	0.021	0.015	0.021	0.033
Picture				
Color	RAL7035	RAL7035	RAL7035	RAL7035
Material	PC+ABS	PC+ABS	PC+ABS	PC+ABS
Splicing capacity of a tray (cores)	12 (2 layers of heat shrinkable protective sleeve)	8 (1 layers of heat shrinkable protective sleeve)	/	24 (2 layers of heat shrinkable protective sleeve)
Splicing capacity of a tray (PCS)	1 (PLC 1x2, 1x4, 1x8, 0.9mm fiber, 60x7x4mm)	/	4+1 (4XPLC 1X2,1X4, 1X8,0.25mm fiber, 40x4x4mm)+(1xPLC 1X2,1X4,1X8,0.9mm fiber,60x7x4mm)	1 (PLC 1X2, 1X4, 1X8, 0.9mm fiber, 60x7x4mm)
Maximum(PCS)	4	8	4	4
Default (PCS)	3	/	/	/

Note: 1. The above trays can be mixed according to requirements. 2. Configuration rules: 1A=1C=1D=2B

## CONFIGURATION

### Main Parts

No.	Part name	Unit	Quantity	Remark
1	Box bottom	pcs	1	
2	Box cover	pcs	1	
3	Splicing tray bracket	pcs	1	
4	Splicing tray	pcs	3	Type A (Default)
5	Internal protection cover L	pcs	1	
6	Internal protection cover R	pcs	1	
7	Pre-connected adapter	pcs	8	Black



Pic.4 Structure of AR-DB-QX-8P-HC-TR

### Accessories Parts

No.	Part name	Unit	Quantity	Remark
1	Users manual	pcs	1	EN
2	Splitter test report	pcs	1	EN
3	Key	pcs	1	"D" Type
4	Heat-shrinkable protection sleeve	pcs	12	L=45mm
5	Nylon cable tie	pcs	10	3x100mm
6	Bare fiber protection tube	pcs	1	OD4mm x 50cm
7	Wall-mounted kit	set	1	Optional as customer's request(*)
8	Pole-mounted kit	set	1	Optional as customer's request
9	Aerial-mounted kit	set	1	Optional as customer's request
10	Drop cable storage tray	pcs	2	Optional as customer's request

(\*) Expanded plastic plug  $\Phi 7.5 \times 40 \text{mm}$ , Phillips self-tapping screws M5x40mm.





3




4



5



6



7



8



9

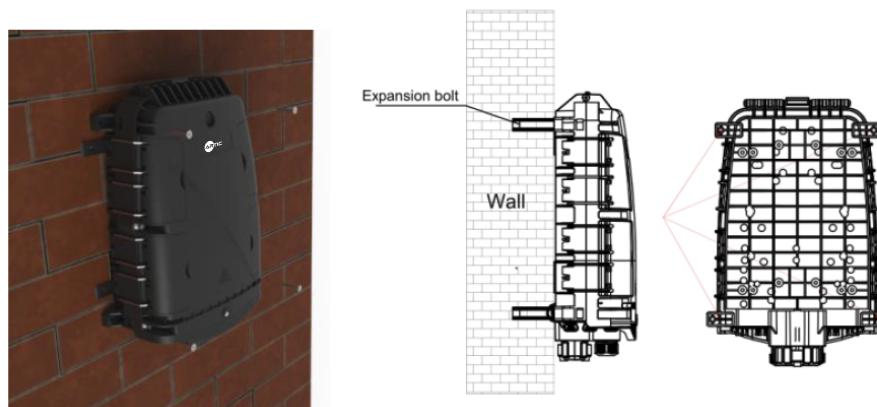


10

## INSTALLATION

### Wall-mounted installation

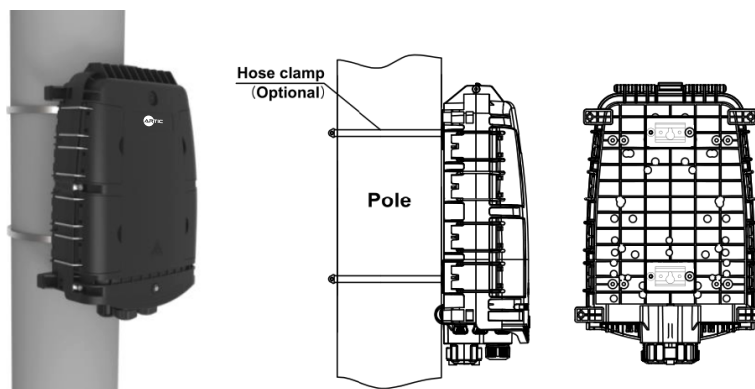
Drill 3 holes in the wall according to the dimension in table 2, place the expansion plug  $\Phi 7.5 \times 40$ , place the box to match up the holes and use screws to fasten. (Pic.5)



Pic.5 Wall mounted installation

### Pole-mounted installation

Pass the stainless steel belt through the slot of the back plate and fix it on the pole (Pic.6)



Pic.6 Pole-mounted installation

## Aerial-mounted installation

Hang the hook on the messenger, and tighten the bolts and nuts of the hook.(Pic.7)



Pic.7 Aerial-mounted installation

## PACKAGE

Item	Material	Size (mm)	Quantity	Gross weight (Kg)
Independent product packaging	Carton	385*260*125	1	3
Outer packaging carton	Carton	540*405*655	10	31

Note: Without drop cable storage tray

## ENVIRONMENTAL CHARACTERISTICS

This product complies with the RoHS environmental protection directive, and the content of lead, cadmium, mercury, hexavalent chromium, polybrominated biphenyl (PBB) and polybrominated diphenyl ether (PBDE) does not exceed the limit.